



RoHS Compliant

# J115F3

E197852

32.4 (50.0) x 26.8 x 28.1 mm

## Features

- UL F class rated standard
- Small size and light weight, low coil power consumption
- Heavy contact load, strong shock and vibration resistance
- UL/CUL, TÜV certified

## Contact Data\*

UL Contact Rating	N.O.	5A @ 280VAC Ballast 5A @ 280VAC General Purpose 20A @ 240VAC Resistive, 250k cycles, 40C 25A @ 277VAC, Resistive 100k cycles, 40C 40A @ 240VAC Resistive, 40C 30A @ 277VAC General Purpose 2hp @ 250VAC, 40C; 1hp @ 125VAC, 50K cycles, 40C
	N.C.	5A @ 280VAC Ballast 5A @ 280VAC General Purpose 30A @ 240VAC Resistive, 40C 30A @ 30VDC, 40C 20A @ 277VAC General Purpose 1-1/2hp @ 250VAC; 1/4hp @ 125VAC, 50K cycles, 40C

TÜV Contact Rating	N.O.	40A @ 240VAC; 14VDC 30A @ 277VAC
	N.C.	30A @ 240VAC; 14VDC 20A @ 277VAC

Contact Arrangement	1A = SPST N.O. 1B = SPST N.C. 1C = SPDT
Contact Resistance	< 30 milliohms initial
Contact Material	AgSnO <sub>2</sub> AgSnO <sub>2</sub> In <sub>2</sub> O <sub>3</sub>
Maximum Switching Power	9600VA, 1120 W
Maximum Switching Voltage	277VAC, 110VDC
Maximum Switching Current	40A

## Coil Data DC Parameters\*

Coil Voltage VDC		Coil Resistance Ω +/- 10%		Pick Up Voltage VDC (max)	Release Voltage VDC (min)	Coil Power W	Operate Time ms	Release Time ms
Rated	Max	.6W	.9W	75% of rated voltage	10% of rated voltage			
5	6.5	42	28	3.75	.5	.60 .90	15	10
9	11.7	135	90	6.75	.9			
12	15.6	240	160	9.00	1.2			
24	31.2	960	640	18.00	2.4			
48	62.4	3840	2560	36.00	4.8			
110	140.3	20167	13445	82.50	11.0			

## Coil Data AC Parameters\*

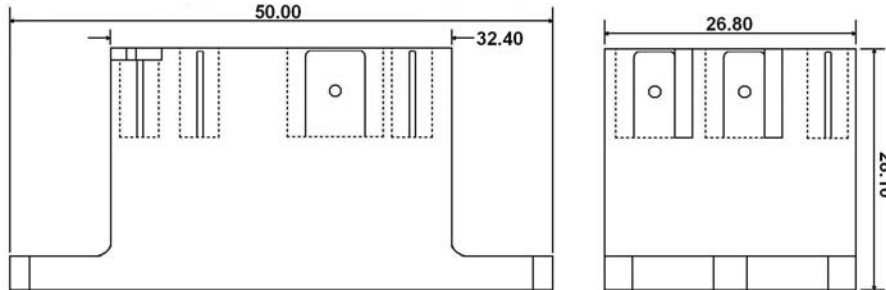
Coil Voltage VAC		Coil Resistance Ω +/- 10%		Pick Up Voltage VAC (max)	Release Voltage VAC (min)	Coil Power VA	Operate Time ms	Release Time ms
Rated	Max			75% of rated voltage	30% of rated voltage			
12	15.6	27		9.00	3.6	2VA	15	10
24	31.2	120		18.00	7.2			
110	143	2360		82.50	33.0			
120	156	3040		90.00	36.0			
220	286	13490		165.00	66.0			
240	312	15320		180.00	72.0			
277	360	20210		207.00	83.1			



# J115F3

## Dimensions

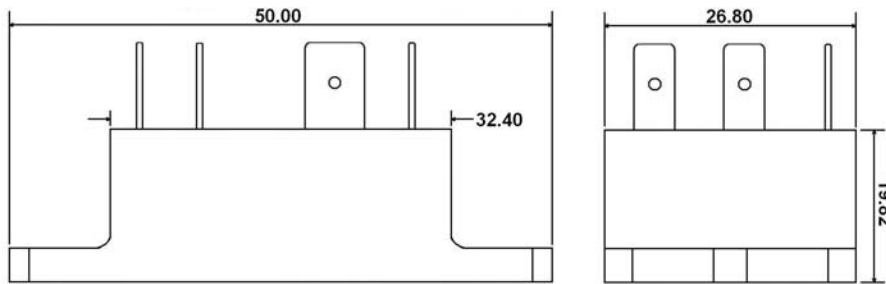
Units = mm



**Standard Cover**

**\*\*Quick Connect Terminals : Contact ~ 6.35 x .81mm (.250" x .032")**

**Coil ~ 4.75 x .50mm (.187" x .020") standard**



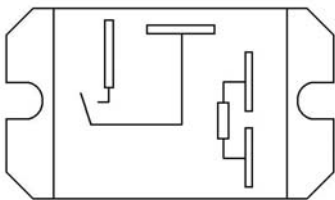
**L = Low Profile**

**\*\*Quick Connect Terminals : Contact ~ 6.35 x .81mm (.250" x .032")**

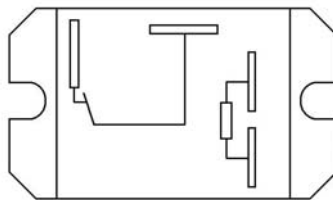
**Coil ~ 4.75 x .50mm (.187" x .020") standard**

## Schematics & PC Layouts

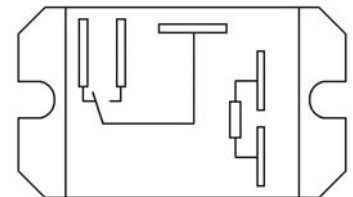
Bottom Views



**1A**



**1B**



**1C**

